

*Limba Literacy Book*



**Author:** Gibrilla Kamara

**Tel:** +23231109541



## Story book for primary school pupils

All right reserved. No part of this publication may be reproduce, stored in a retrieval system or any means of duplicating without the prior permission of SILCC.

Thanks to the African story book team for the beautiful illustrations.

Magriet Brink, Kenneth Boyowa Okitikpi, Brian Wambi, Jesse Breytenbach and Offei Tettey Eugene.

**First published** February 2023.

**Published by:** The Society for Indigenous Languages, Communities and Cultures

**Address:** Back of IAMTECH college, Kambia Town, Kambia district, Sierra Leone, West Africa.

**Second Published** 2024

**Website:** [www.silccsierraleone.org](http://www.silccsierraleone.org)


**Email:** [silccsierraleone@gmail.com](mailto:silccsierraleone@gmail.com)

**Telephone:**

+23280-246300 +23231-109541 +23279-958554



Wohuyε kute bindε.  
Kεna dome wundε  
na Yaadi e yi hελεη?  
Yaadi na ndo! Na  
yama gbaku wo ka  
gbakuin beη won  
fooma ka  
ngbɔnkɔη kin.



## UNIT ONE THE LIMBA AUTOGRAPHY

a, b, ɔ, d, e, ε, f, gb, h, i, k, l, m, n, ŋ,  
o, p, r, s, th, t, u, w, y.

Understanding the vowel sounds from the consonants sounds

a, b, ɔ, d, e, ε, f, gb, h, i, k, l, m, n, ŋ, o, p, r, s, th, t,  
u, w, y.

**vowel sounds** (ηατɔηα ηα ηαε ηαη)

**a ɔ e ε i o u**

Kampa pɛthi  
kuthari e wundε  
hɛlɛŋ ka kaŋeke  
mamij bihεεna na  
wusu. Binde  
paŋande ba thara.

## UNIT TWO INTRODUCTION

The following are diphthongs or glides which form one vowel segment to the other in a syllable sound.

‘Ay’ as in *kay*. Meaning **bush**

‘Ey’ as in *key*. Meaning **gone**

‘ey’ as in *pey*. Meaning **abstained**

‘Oy’ as in *boy*. Meaning **gold**

‘oy’ as in *hoy*. Meaning **rat**

‘Uy’ as in *puy*. **Amend**

### Diagraphs

**Gb**: as in *gbaku*, *chief gbada*, *outside gbi-gbiṅa* *electric fish* etc.

**Th**: as in *thiye*, *drink theba*, *cool thithi*, *tooth thika*, *fabric*

**Mb**: as in *mbompa*, *leaf mbaanɛ*, *banana leaf mbemu* *what*,

**Nd**: as in *ndamba*, *yam ndere*, *peanut leaf ndeka* *Tropical bush yam*


### Nasal sounds as prefixes

We have many pre-nasal sounds and most of them occur as prefix

<b>Mp</b> =	<i>mpati</i> .	<i>Children</i>
<b>Mb</b> =	<i>mbompa</i> .	<i>Leaf</i>
<b>Mgb</b> =	<i>mgbengbe</i> .	<i>Pepper leaf</i> .
<b>Ny</b> =	<i>nyathiki</i>	<i>friend</i> .
<b>Nth</b> =	<i>nthelema</i>	<i>a small type of bush yam</i>



Yaadi na e yindo  
thimiyo na hintiṅ in  
gabku woṅ? Na  
sahɛ ba yina  
gberɛṅɛṅ mɛnɛ  
bara nda ba thimoy.



Kena dome kampa  
na indo. Na gbaku  
woŋ kin ba mina  
thankina.

## SUFFIX NASALS

These are words ending with

**aŋ, eŋ, iŋ, oŋ, uŋ, ɔŋ, eŋ.**

<b>Aŋ=</b>	<i>kubankaŋ</i>	farm house
<b>Eŋ=</b>	<i>Bereŋ</i>	cried
<b>Iŋ=</b>	<i>mutikiŋ</i>	faeces
<b>Oŋ=</b>	<i>koloŋ</i>	purpose
<b>Uŋ=</b>	<i>suŋ</i>	fasting
<b>ɔŋ=</b>	<i>bɔnsɔŋ</i>	family
<b>eŋ=</b>	<i>berekeŋ</i>	bullets

### Note: 1

When ever “**K**” is found between two vowel sounds in one word, that ‘**K**’ is pronounced as “**G**”

Example words are:

‘**Paka**’ to be pronounced as ‘**Paga**’ meaning uncooked rice.

‘**Yiki**’ to be pronounced as ‘**Yigi**’ meaning respect

‘**Koki**’ to be pronounced as ‘**kogi**’ meaning cock

‘**Sekitha**’ to be pronounced as ‘**Segitha**’ meaning take

When using other language words, especially Krio language, words are pronounced as:

Ko, for ‘go’

Kot, for ‘goat’

Ket, for ‘get’

Kem, for ‘game’

### The 'Sh' vs. The 'S'

- |                                 |                                 |
|---------------------------------|---------------------------------|
| 1. <b>Shake</b> for <i>sek</i>  | 4. <b>Sheep</b> for <i>sip</i>  |
| 2. <b>Shift</b> for <i>sift</i> | 5. <b>Shine</b> for <i>sayn</i> |
| 3. <b>Shape</b> for <i>sep</i>  | 6. <b>Sheet</b> for <i>sit</i>  |

### The 'J' vs. The Y

- |                                  |                                    |
|----------------------------------|------------------------------------|
| 1. <b>Jump</b> for <i>Yomp</i>   | 5. <b>Jot</b> for <i>Yot</i>       |
| 2. <b>John</b> for <i>Yon</i>    | 6. <b>Joke</b> for <i>Yok</i>      |
| 3. <b>Jesus</b> for <i>Yisɔs</i> | 7. <b>Jam</b> for <i>Yam</i>       |
| 4. <b>Join</b> for <i>Yoin</i>   | 8. <b>Jealous</b> for <i>Yelos</i> |


### The 'Ch' vs. the 'T'

- |                               |                                 |
|-------------------------------|---------------------------------|
| <b>Bleach</b> for <i>blit</i> | 4. <b>Bench</b> for <i>bent</i> |
| <b>Church</b> for <i>tɔyt</i> | 5. <b>Child</b> for <i>tail</i> |
| <b>Preach</b> for <i>prit</i> | 6. <b>Search</b> for <i>sat</i> |


### V vs. B

In pronouncing 'v' from other language, the bilabial 'B' or 'W' may be the close substitute. Eg.

- |                                       |                                     |
|---------------------------------------|-------------------------------------|
| <b>Vote</b> for <i>bot</i> ,          | 4. <b>Vest</b> for <i>best</i>      |
| <b>Vimto</b> for <i>winto/binto</i> . | 5. <b>Village</b> for <i>bileyi</i> |
| <b>Vomit</b> for <i>bomit</i> .       | 6. <b>Vex</b> for <i>beks</i>       |



Na puthoy kan,  
yaadi key penkande  
in kampa ka thiye.  
kena dome Yaadi  
na Manthada yi na  
pankitunuwande  
Mina ka  
mathunḡande maḡ  
heḡ inε? 7



Kampa sekithe  
 kusunɔ ba dekiya.  
 Maminɛ beɲ bohe  
 payɔ. Wohuyɛ wonɛ  
 bohe dapiyɔkɔ ba  
 pɛtha kuthari.

**Note: 2**

Limba words that ends with consonants are few, most ends with vowel sounds.

In the case of borrowed words from other languages, they will be given a noun class before or insert a vowel between consonants or add a vowel to the last consonant.

Example:

Phone----- fooni

Pen ----- kupeni

Cup -----kɔpu

**Note:3** Most western items are called according to their western names given.

Some people try to change such names by translating either by function or by its physical appearance. which is inappropriate. It definitely affects smooth communication. Some names are real, but are very old to match smooth nowadays communication. Some of these items are:

<b>Names</b>	<b>Attempted names</b>	<b>English</b>
Fooni	bagbonkoy	Phone
Paani	Kaaro (correct but old)	Bowl
kuplastiki	Kuthagba/kupuruhu	Plastic
kusimenti	hɔɔɔ	Cement

## UNIT THREE SYLLABLES

Vowel	A	E	I	O	U	ɔ	ε
Con- sts							
B	Ba	Be	Bi	Bo	Bu	bɔ	Bε
D	Da	De	Di	Do	Du	Dɔ	Dε
F	Fa	Fe	Fi	Fo	Fu	Fɔ	Fε
Gb	Gba	Gbe	Gbi	Gbo	Gbu	GBɔ	Gbε
H	Ha	He	Hi	Ho	Hu	Hɔ	Hε
K	Ka	Ke	Ki	Ko	Ku	Kɔ	Kε
L	La	Le	Li	Lo	Lu	Lɔ	Lε
M	Ma	Me	Mi	Mo	Mu	Mɔ	Mε
N	Na	Ne	Ni	No	Nu	Nɔ	Nε
Ɖ	Ɖa	Ɖe	Ɖi	Ɖo	Ɖu	Ɖɔ	Ɖε
P	Pa	Pe	Pi	Po	Pu	Pɔ	Pε
R	Ra	Re	Ri	Ro	Ru	Rɔ	Rε
S	Sa	Se	Si	So	Su	Sɔ	Sε
Th	Tha	The	Thi	Tho	Thu	Thɔ	The
T	Ta	Te	Ti	To	Tu	Tɔ	Tε
W	Wa	We	Wi	Wo	Wu	Wɔ	Wε
Y	Ya	Ye	Yi	Yo	Yu	Yɔ	Yε



Pεthi thoyε  
kamathonj. Na minj  
sarita wonj in hu  
gbakine hanhanj  
banj, na wunde kɔnj  
mina thankanj. Na  
ba thaahεnj bej  
thanki, mina wunde  
dapiteke. ɛ



Na thanki senke  
 won, Wohuye se  
 helɛɲ na bathaha  
 wo thɔɲ wunde ka  
 senke wodaɲande  
 won a thimɔ, na  
 kɛɛ a thaahuwɔ.  
 Na ba mamin beɲ  
 boha niyo<sub>4</sub> biye-biye.

Ta+ka	taka	sheep
Da+ma	dama	Hunt
Pa+ma	Pama	scare
Ka+ma	Kama	Dance
To+ta	Tota	Cook
Pi+ya	Piya	Stop
Ki+ta	Kita	Escape
Ni+ne	Nine	Sleep
Na+ma	Nama	How
Ra+ka	Raka	Stone
Ya+ri	Yari	Cat
Ye+ma	Yema	Follow
Ka+ta	Kata	Carry
Gbo+ɲa	gboɲa	Road
Gba+ku	Gbaku	Chief
Te+te	Tete	Now
Bɛ+ti	beti	Bird
Ke+le	Kele	Sense
Mɛ+ti	Mɛti	Town
ɲɔ+ta	ɲɔta	Fall
ɲɛ+na	ɲɛna	Shake
Ba+ra	Bara	Meat
Dɔ+ɲɔ	Dɔɲɔ	Sit down
Sɔ+ko	Sɔko	Word
Po+ro	Poro	Noise
So+bo	Sobo	Water well
To+ko	Toko	Gug
Pa+sa	Pasa	Diarrhea
Mɔ+nɛ	Mɔnɛ	Poverty
Yu+ka	Yuka	Tie

## UNIT FOUR GREETINGS

### Practice dialogue one

#### Morning greetings

- Kaba Heribahure wendama  
Musa Iyo, hemonj inwali  
Kaba Mbe kenda?  
Musa Yama domma Musa, ambu yi?  
Kaba Yama Kaba


### Practice dialogue two

#### Afternoon greetings

- Ami Nwali Fathu  
Fathu: Iyo Ami, nama gbeen banj?  
Ami Alathanthu  
Fathu Kama yi key?  
Ami Yando key ka meti



Bathaha dunkuno  
ka senke womayon  
won, Na kondo  
bathaha in wohuye  
badoma na yina  
yan koye, wunde se  
kunthun ka kotokoy  
e wunde nda ka  
nkinikinoko.




Wohuyε thi  
mathuᅇande  
badoma, na senke  
yo senke wunde ba  
dunkuno mama  
wunthe ba thoma.

### Practice dialogue three

#### Evening greetings

- Dora Heribayiᅇ Pa Sori  
Pa Sori Iyo Dora nama honkole baᅇ?  
Dora Alathanthu, ambu yi?  
Pa Sori A kaahi ye  
Dora Mbe muniyoᅇ?  
Pa Sori Kotho haᅇ huna yama thoᅇ.  
Dora Thoᅇo neε.



## UNIT FIVE FAMILY RELATIONSHIP

### Learning objectives:

By the end of this unit, learners will be able to:

Identify the relationship they have with each family member in Limba.

Introduce a family member to guests in Limba.

Mondaŋ	Grand father/Mother
Papaŋ	Father
Nanaŋ	Mother
Thaara	Brother/sister
Soko	Uncle/aunty
Sesa	Niece/nephew
Wanda	Husband
Woto	wife
Koma	grand child
Koma ka koo	Grate grand chil
Koma ka koo-koo	Grate-grate grand child
Woti	Mate/rivals



Hugbakine hu ka  
wohuyε haŋ ni  
yathire ka lonkori  
wo ka mamiŋ beŋ  
woŋ ka Thonko.



Hugbakine hu  
ka wohuys han.  
SILCC Sierra Leone

Story 3

Thono	Mother-in-law
Naati	Brother/sister-in-law
Komene	Son in law
Balambe	kind Friend
Nyathiki	Friend



## UNIT SIX Numeracy in Limba

**Introduction:** Before you start to learn numbers in Limba, the first thing you need to do is to understand the pattern of counting used. Counting in Limba is in base five. Thus, any number after five is a sum of five and one, two, three or four. Six is called five and one. That is,  $5+1=6$

This combination is silent in spoken Limba.

Let see one to ten.

Hanthe

Kaaye

Kataati

Kanaŋ

Kasoochi

Kasoochi in hanthe

Kasoochi in kaaye

Kasoochi in Kataati

Kasoochi in kanaŋ

Koochi

In this case, you will realise that the spoke Limba goes like **Kasonhanthe** which is six. The “in” was shorten in the spoken form, which stand for “**and**”. But when counting from ten to above, we use “**E**” to replace “**In**”



Wunde kore niŋ in  
kusuŋo namakoŋ.



Masaala mase,  
mamun key thi  
helen kuthaki  
kamakalasa man.

Let's continue to 20 and see

Koohi e hanthe  
 Koohi e kaaye  
 Koohi e kataati  
 Koohi e kanaᅇ  
 Koohi e kasoohi  
 Koohi e Kasoohi in hanthe  
 Koohi e Kasoohi in kaaye  
 Koohi e Kasoohi in kataati  
 Koohi e Kasoohi in kanaᅇ  
 Kontho kaaye

**Note**

Always bear in mind that, from six to Nine is always pronounced as "Kason"

Lets continue to 30 followed by tens

Kontho kaaye e hanthe  
 Kontho kaaye e kaaye  
 Kontho kaaye e kataati  
 Kontho kaaye e kanaᅇ  
 Kontho kaaye e kasoohi  
 Kontho kaaye e Kasoohi in hanthe  
 Kontho kaaye e Kasoohi in kaaye  
 Kontho kaaye e Kasoohi in kataati  
 Kontho kaaye e Kasoohi in kanaᅇ  
 Kontho kataati.

## Tens

Koohi

20. Kontho kaaye

30. Kontho kataati

40. Kontho kanaḡ

50. Kontho kasoohi

60. Kontho kasoohi in hanthe

70. Kontho kasoohi in kaaye

80. Kontho kasoohi in kataati

90. Kontho kasoohi in kanaḡ

100. Keme hanthe

## SIMPLE ARITHMETIC IN LIMBA

### Signs

+ In

- Huḡuna

÷ Hakinande

× Madooḡ

= Kahomanama



Na thuriye nthooḡ  
wunde ba niḡ kooḡa,  
mamooḡ theḡ nkala  
kiḡ, wunde yantooḡ  
kinden haḡ.



Yɔkɔmɛ wonɔ yemo  
danka, wundɛ key  
biyande desa  
hudikin nde wundɛ  
haɔ wuthɔkite.

### Examples

$$+ \text{ In}$$

$$23 + 35 = 58$$

To interpret this, we say: **23** Kɔnthɔkaaye e kataati in (+)  
**35** Kɔnthɔkataati e ka soohi, kahomanama (=) **58**  
Kɔnthɔkasoohi e ka sɔnkataati.

### - Huɔuna

$$5 - 3 = 2$$

**5** kasoohi e yi (-) huɔuna **3** kataati, (=) kahomanama **2**  
kaaye

### ÷ Hakinande

$$8 \div 2 = 4$$

**8** Kasɔnkataati e yi (÷) Hakinande **2** kaaye, (=) kaho-  
manama **4** kanaɔ

## × Madɔŋɔ

4X5=

4 Kanaŋ (x) madɔŋɔ 5 kasɔɔhi (=) kahomanama 20  
kɔnthɔkaaye

There are other ways we also pronounce counting in limba depending on quantity or value

Examples:

Some things are belittled to determine their quantity;

No	Limba	English
1	Thagbengbe	Little pepper
2	Thandere	Little peanuts / groundnuts
3	wumeeti	Little salt
4	ŋathanka	Little cassava
5	Wumpende	Small millet
6	Wumampa	Small palm wine



Na silɔkɔy nthɔŋ  
wundɛ kuyen kɔŋ,  
yɔkɔmɛ wonɔ huŋ  
ba thara. Wundɛ  
ŋaye ba niŋ bɔha,  
mamunɔ yathe niŋ  
na kuu! ka kotho  
hanɔ.



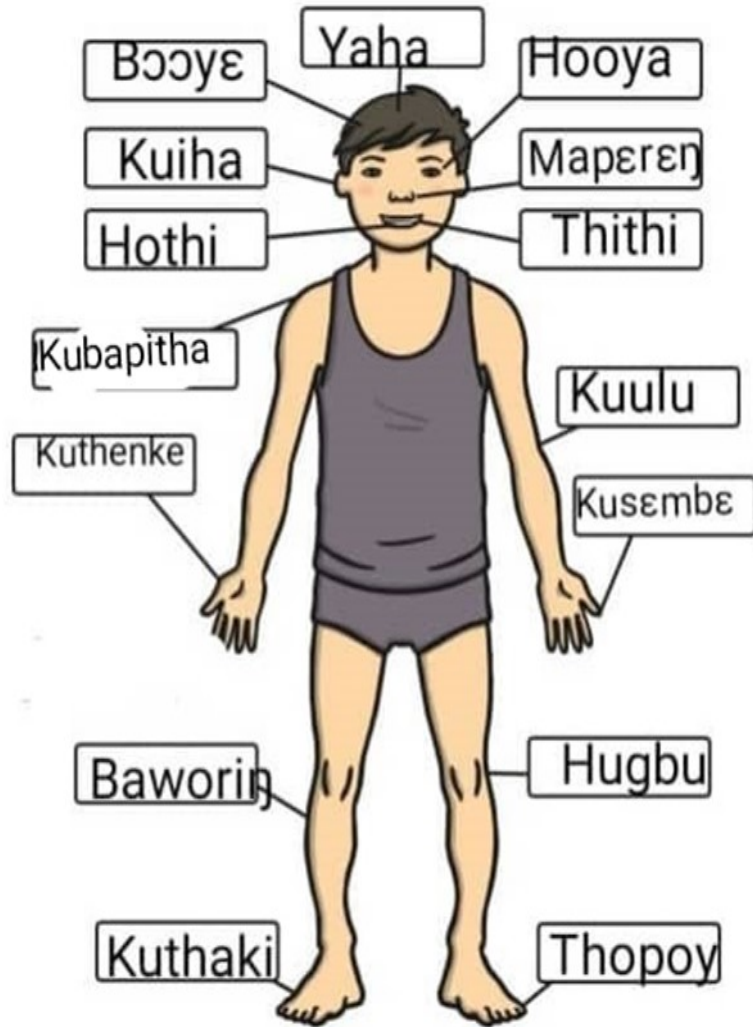
wunde bohe kuta  
 mathakiŋ ma  
 mama ka thekɛyaŋ  
 haŋ

## UNIT SEVEN

## Domestic Things

Kumpa	Spoon
Koɔpu	Cup
Gboɔɔ	Bench
Kuyinsi	Bed
Biyo	Door
Mahenkeya	Window
Thebulu	Table
Kumaŋ	Box
Gbokoro	Padlock
Saapa	Key
Makonko	Room
Banka	House
Yaba	Clothe
Yankira	Pant/Trousers
Somba	Pot
Rinki	Fire stone
Kitili	Kettle
Kaaro	Dish
Yaari	Cat
Baahu	Goat
Maanaŋ	Cow
The	Chick
Kutheŋ	Dog
Gbangbankaŋ	Bedbug
Somosi	Mosquito
Gbegberuma	cockroach
Hoy	Rat
Kubaapi	Axe

Part of the human body



Badonso wonɗ siyi na siraan ba ka detha makalasa nama maɗ. wunde sekithe kusunɗo nama koɗ ba ka.



Loko banthe, woto  
ka badonso won  
kon tutunuwande  
ba buyan, kere  
wandama konde  
nin ba wunde niya  
gbakine humariki  
won han kulaniya.

Pair part bears a name that shows a plural form.

No	Singular	Plural
1	Hooya	Thaaya
2	Thithi	Thathithi
3	Kuulu	ηakuulu
4	kusembe	ηasembe
5	Hugbu	Thahugbu
6	Thopoy	Thathopoy
7	Kuthaki	ηathaki
8	Kuthenke	ηathenke
9	Kubapitha	ηabapitha
10	Hothi	Thahothi
11	Kuiha	ηaiha
12	Yaha	Thankaha

Some other parts of the body that were not mentioned are:

Kotho	Sokoro
Kunanka	Ngbindi
Gboso	Nkoyo
Hirika	Thuku
Kuthondo	Bede
kuton	

**Common illnesses that affect the body:**

Kotho hu thoone	Stomach-ache
Yaha hu thoone	Head ache
Kasibonka	Malaria
Kuhokande	scrap
Thagbadi	Blister
Kasa	vomiting
Pasa	Diarrhea
Bomboroso	Measles
Kusisaŋ	High blood pressure
Kuso	Madness
ŋagbelan	Sickle Cell anemia
Makendoyin	Epilepsy
Gbesinko	Paralysis
Thimo	Leprosy
Opolo	Conjunctivitis/ pink eyes
Mathone	Wound
Beke	cough
Nsekele	hiccup
Gbede	impotent
Soroŋina	Cancer



**Badonso won  
in Yɔkɔmɛ won.  
SILCC Sierra Leone**

**STORY 2**



Tita wonɔ hunɔutiye  
binde sisa ba  
thoma.

WELCOME TO THE STORY SECTIONS FROM:



SOCIETY FOR INDIGENOUS LANGUAGES,  
COMMUNITIES AND CULTURES OF SIERRA  
LEONE

CONTACT: Tel: +23231109541

Email: [silccsierraleone@gmail.com](mailto:silccsierraleone@gmail.com)

Website: <https://www.silccsierraleone.org>



WeNDAMA DEVELOPMENT OR-  
GANIZATION

CONTACT: 099660588

Email: [wendamadevelopmentorganiza-tion@gmail.com](mailto:wendamadevelopmentorganiza-tion@gmail.com)

Facebook: <https://www.facebook.com/profile.php?id=61555331131900>



Pɛɛthi won ɗon  
mayimbire  
man  
Gibrilla Kamara

Story 1



Yabu in Sori  
tejinuwe tita won  
ba niyoi binde ka  
gbona. Tita won  
thaayi binde ba  
binde niya muyon.




Pa Musa dunkoy ku  
manko konj ba  
thada ma pothe  
manj.




Ya pa musa na  
handa ka Yabu,  
Sathan mene Sori.  
Pa Musa a thimo  
mayimbire mene  
maanko.



Maloko yo maloko,  
Pa Musa kɔŋ ka  
dunko kumaanko  
koŋ ba thada ma  
pothe maŋ.



Pa Musa key  
katonjino in  
wɔtonama ka ku  
maanko ku pothine.



Ρεεθι won  
karitokoy helen  
debe han ba ka in  
hun. Yabu in  
wendama thi  
kuthen namen  
won. Kuthen won  
se maliye pæthi  
won.



Loko banthe,  
hatinama  
woyereme won,  
yemitoy ba boha  
dunko kuthombi  
kon ka henka.



Yabu dome ba  
tɔŋita tita nama  
woŋ huyimbire  
huthadi handama  
haŋ. kɛrɛ wɛndam  
sathan kin ba bindɛ  
huŋ thɔma.




Pɛɛthi woŋ kane  
debe haŋ, e dɔŋɔ  
kagboŋa baŋ  
wundɛ ka thɔma  
mayimbire maŋ.



Pæethi wonj ɲote  
debe haɲ, bindɛ  
bohe huɲ yɔsande.



Hɔnkɔɛ ba bɛna,  
koyonj ɲɔti  
womandiɲ, Ma  
yimbire maɲ yaye  
ma bɔyɛ. Sathan  
peɲ huɲa ku puthɔ  
ku kaɲ ba thuwa  
mayimbire ma yaye  
maɲ.



Pa Musa key  
thaahuwa in  
bumɛɲ ba hu  
maanko hu tunuwe



Yabu in wɛndama  
Sori sekithe debe  
ba katiye tita  
nameɲ woɲ  
mayimbire. Pɛɛthi  
key bindɛ kɛɛɲɛti  
ba boha debe haɲ.